
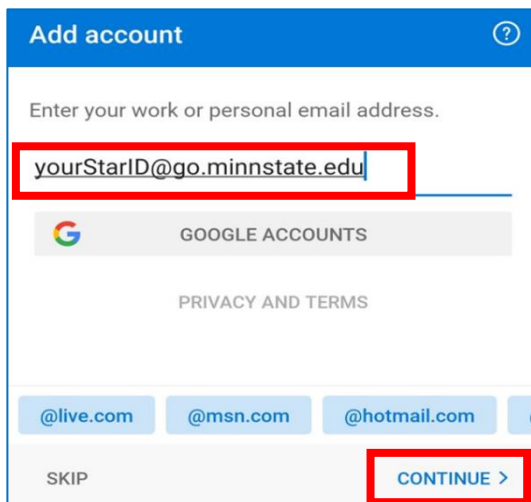


How to setup email on your phone

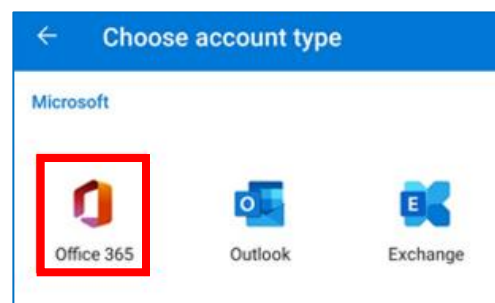
1. On your phone, open the App Store (iPhone) or Google Play Store (Android). Search for **Microsoft Outlook** > Tap **Install**



2. **Open Microsoft Outlook** when download is complete.
3. Tap **Get Started**. Outlook will ask you for your login. Enter yourstarid@go.minnstate.edu then tap **Continue**.



4. If prompted to choose account type, tap **Office 365**.



5. Enter your **StarID password**.

Once entered correctly, your email should begin loading. This could take a few minutes depending on internet connection speed and how many emails you have.