

Getting Started with D2L Brightspace

D2L Brightspace is a website and the primary tool that you will use to access course materials online whether you are in a face-to-face, hybrid, or fully online course. Here is a few tips you should know to help you get started.

Accessing D2L Brightspace

There are multiple ways to access D2L Brightspace:

- <https://inverhills.learn.minnstate.edu/> will take you directly to D2L Brightspace. If you are using the direct link, we recommend that you bookmark this web address to access it more easily in the future.
- Through our campus website <https://www.inverhills.edu/>
 - Click on **Current Students** at the top of the website
 - Click on the **D2L Brightspace Login** button

CURRENT STUDENTS

D2L BRIGHTSPACE LOGIN

Accessing Your Courses within D2L Brightspace

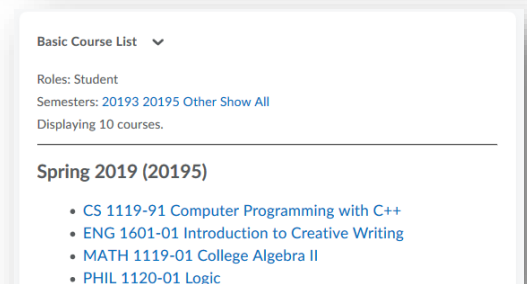
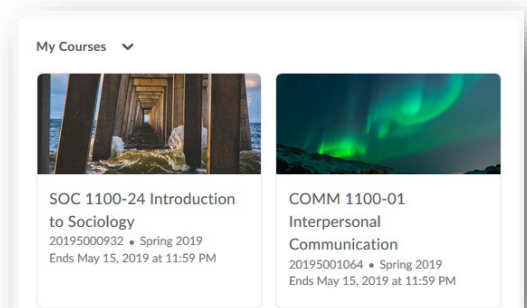
Once you have logged in to D2L Brightspace there are multiple places you can access your course through that also allow you to switch between courses more easily:

My Courses Widget

The **My Courses** widget on the D2L Brightspace homepage will show you images of all your courses. Click on them to access that course. There will also be small icons that appear on the course tiles when you have assignments to submit, unread discussion posts, and quizzes you have yet to take.

Basic Course List Widget

The **Basic Course List** widget on the D2L Brightspace homepage will show you a simplified list of all your courses. They are organized by semester, and will appear as links that you can click on to access that course.



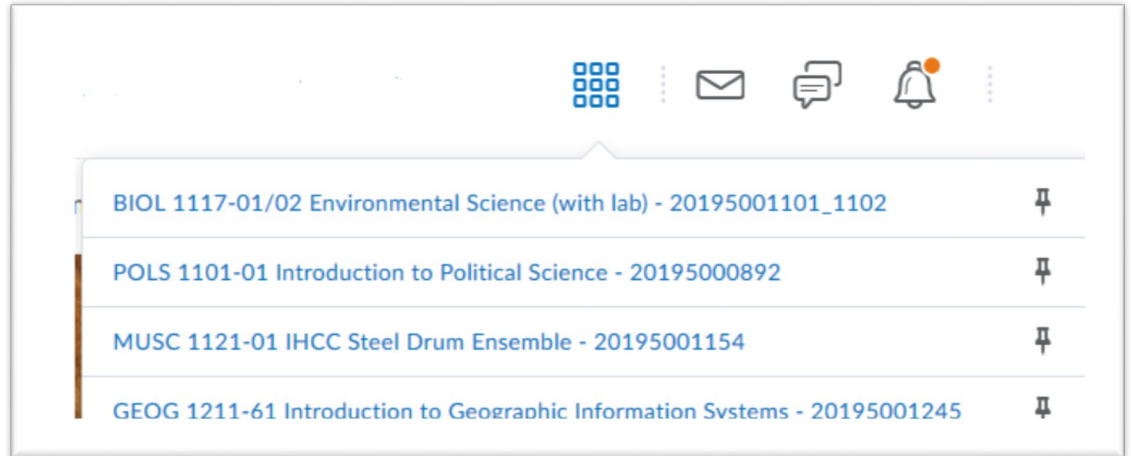
eLearning



Course Selector / “Waffle”



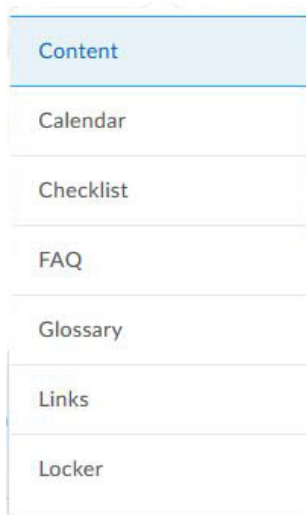
While in D2L Brightspace, at the top of the page you will see the **Course Selector** or “**Waffle**” as I like to call it. Clicking on this icon will show you a list of your active courses. You can click the thumbtack icon next to any course in this list to pin it to the top for quicker access. Use the **waffle** to quickly jump between courses without going back to the homepage.



Navigating Your Courses within D2L Brightspace

Within your courses in D2L Brightspace, you will use the **navbar** towards the top of the page to navigate to different tools where different parts of your course will be. There are also links for other support services if you need them.

Course Home Materials ▾ Communication ▾ Assessments ▾ Resources ▾



- **Course Home** will take you to the course homepage where you can look at **Announcements** from your instructor.
- **Materials** dropdown brings you to course materials like the syllabus commonly found in **Content**.
- **Communication** dropdown brings you to tools to communicate with others in your course like seeing other’s emails in **Classlist**, participate in online **Discussions**, or view the course **Announcements** from your instructor.
- **Assessments** dropdown shows you tools like **Assignments** where you can submit papers, **Quizzes** where you can take online tests, and **Grades** where you can view the grades given to you by your instructor.
- **Resources** dropdown has links to useful academic resources such as eServices, Technology Support, and more.