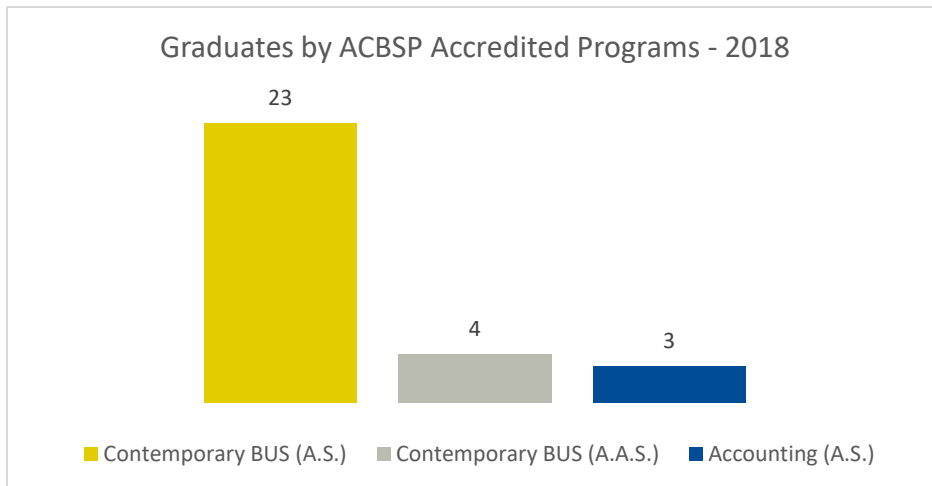
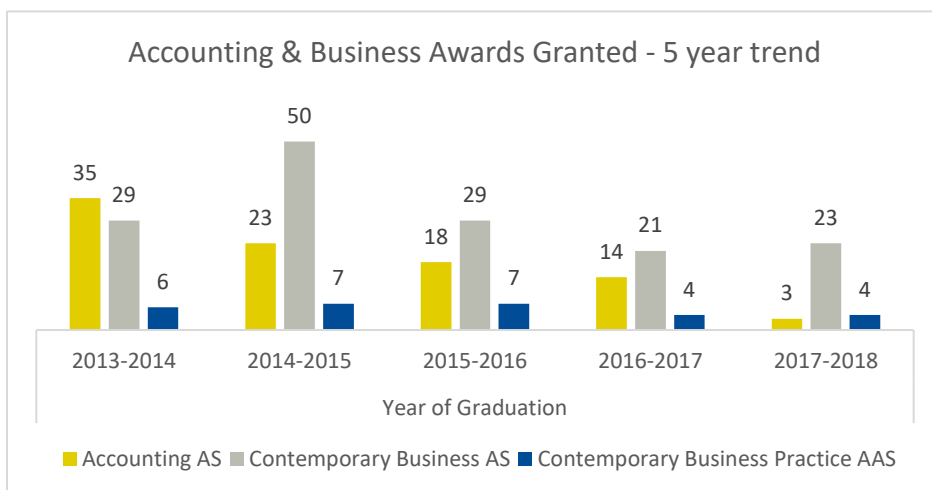


# Business Program Data



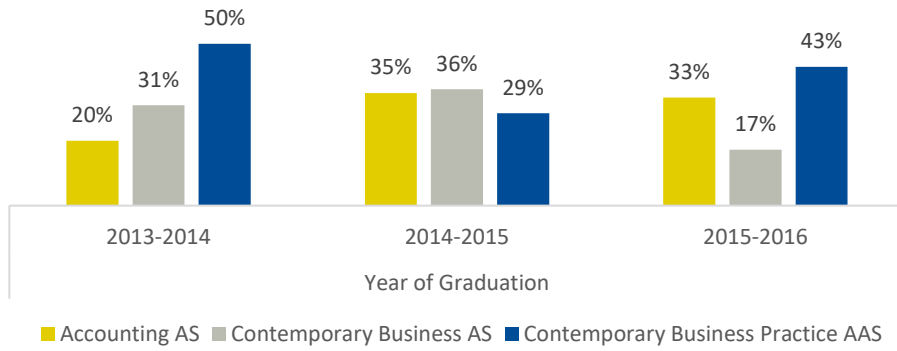
Graduates by ACBSP Accredited Programs	2018
Contemporary BUS (A.S.)	23
Contemporary BUS (A.A.S.)	4
Accounting (A.S.)	3

2015-2016 Job Placement and Continuing Education Rates*	Placement	Continuing Education
Contemporary BUS (A.S.)	17%	62%
Contemporary BUS (A.A.S.)	43%	29%
Accounting (A.S.)	33%	33%



Graduates		Year of Graduation				
Award	Degree	2013-2014	2014-2015	2015-2016	2016-2017	2017-2018
Accounting	AS	35	23	18	14	3
Contemporary Business	AS	29	50	29	21	23
Contemporary Business Practice	AAS	6	7	7	4	4

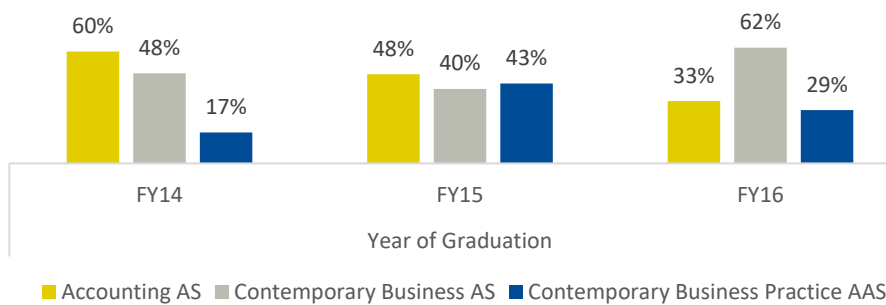
### Accounting and Business Graduates Job Placement Rates



Job Placement Count		Year of Graduation		
Award	Degree	2013-2014	2014-2015	2015-2016
Accounting	AS	7	8	6
Contemporary Business	AS	9	18	5
Contemporary Business Practice	AAS	3	2	3

Job Placement Percentage		Year of Graduation		
Award	Degree	2013-2014	2014-2015	2015-2016
Accounting	AS	20%	35%	33%
Contemporary Business	AS	31%	36%	17%
Contemporary Business Practice	AAS	50%	29%	43%

### Accounting and Business Graduates Continuing Education Rates



Continuing Education Count		Year of Graduation		
Award	Degree	2013-2014	2014-2015	2015-2016
Accounting	AS	21	11	6
Contemporary Business	AS	14	20	18
Contemporary Business Practice	AAS	1	3	2

Continuing Education Percentage		Year of Graduation		
Award	Degree	FY14	FY15	FY16
Accounting	AS	60%	48%	33%
Contemporary Business	AS	48%	40%	62%
Contemporary Business Practice	AAS	17%	43%	29%