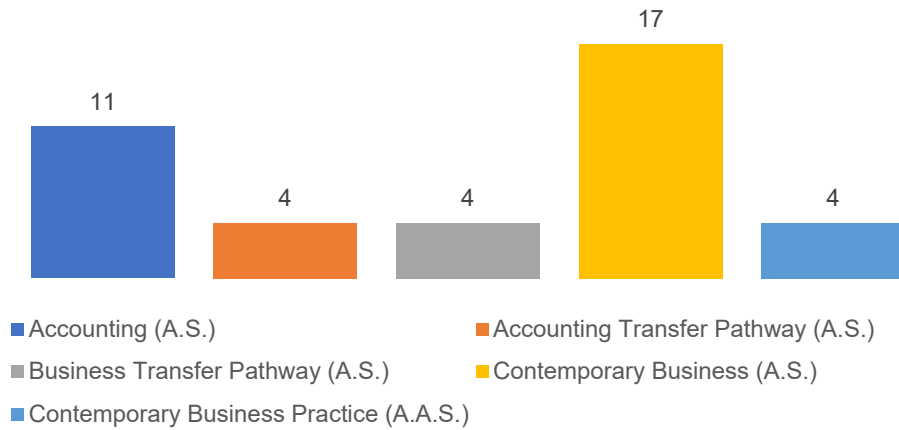
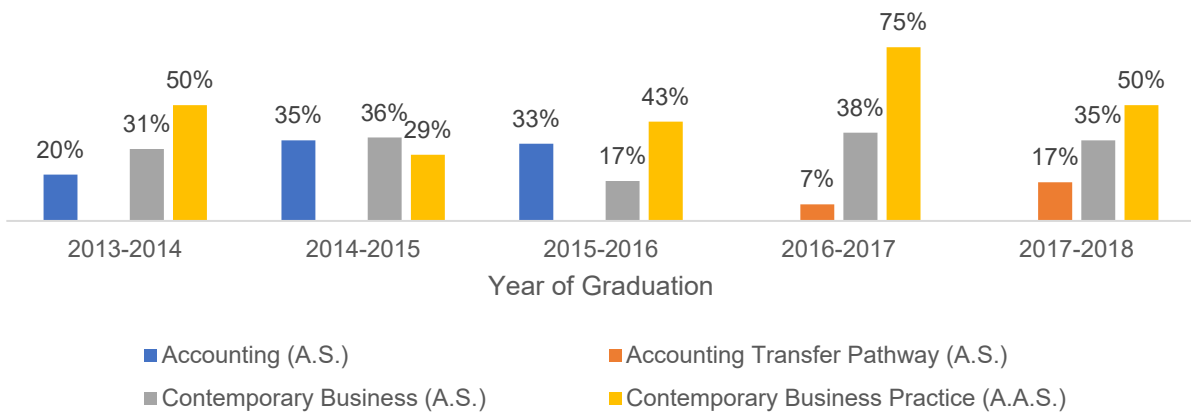


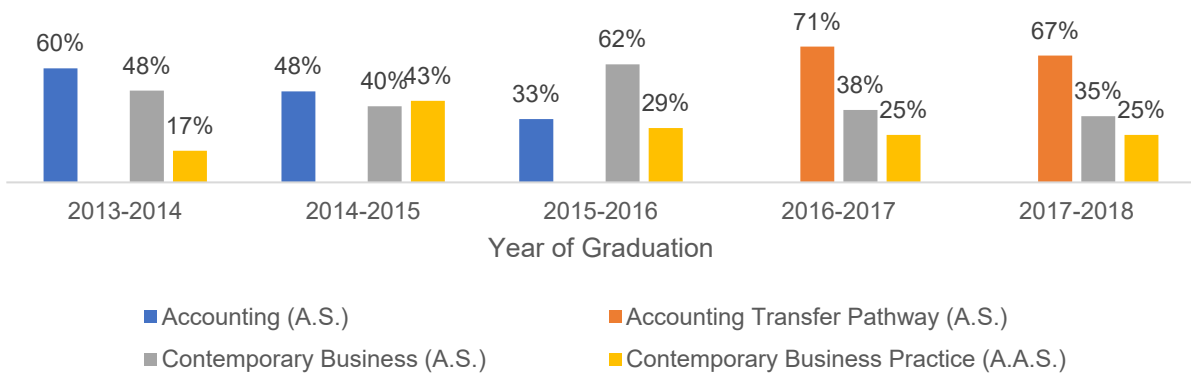
## Graduates by ACBSP Accredited Programs - 2019



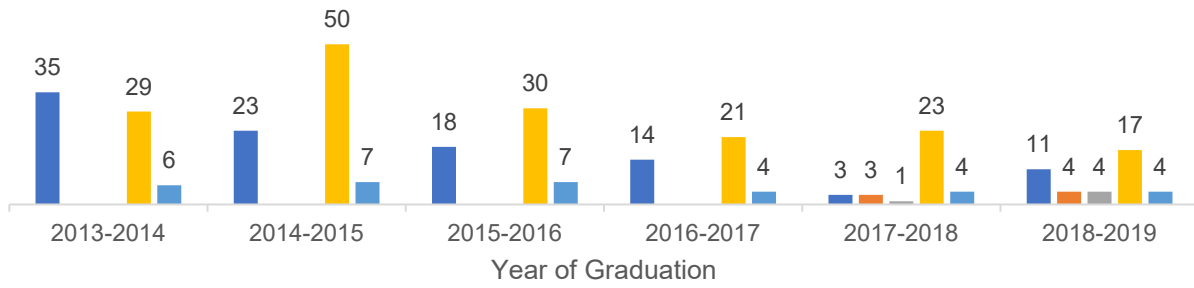
## Accounting & Business Graduates Job Placement Rates



## Accounting & Business Graduates Continuing Education Rates



## Accounting & Business Awards Granted - 5-Year Trend



- Accounting (A.S.)
- Accounting Transfer Pathway (A.S.)
- Business Transfer Pathway (A.S.)
- Contemporary Business (A.S.)
- Contemporary Business Practice (A.A.S.)

Graduates by ACBSP Accredited Programs	2013-2014	2014-2015	2015-2016	2016-2017	2017-2018	2018-2019
Accounting (A.S.)	35	23	18	14	3	11
Accounting Transfer Pathway (A.S.)					3	4
Business Transfer Pathway (A.S.)					1	4
Contemporary Business (A.S.)	29	50	30	21	23	17
Contemporary Business Practice (A.A.S.)	6	7	7	4	4	4
Job Placement Count	2013-2014	2014-2015	2015-2016	2016-2017	2017-2018	
Accounting (A.S.)	7	8	6			
Accounting Transfer Pathway (A.S.)				1	1	
Contemporary Business (A.S.)	9	18	5	8	8	
Contemporary Business Practice (A.A.S.)	3	2	3	3	2	
Job Placement Percentage	2013-2014	2014-2015	2015-2016	2016-2017	2017-2018	
Accounting (A.S.)	20%	35%	33%			
Accounting Transfer Pathway (A.S.)				7%	17%	
Contemporary Business (A.S.)	31%	36%	17%	38%	35%	
Contemporary Business Practice (A.A.S.)	50%	29%	43%	75%	50%	
Continuing Education Count	2013-2014	2014-2015	2015-2016	2016-2017	2017-2018	
Accounting (A.S.)	21	11	6			
Accounting Transfer Pathway (A.S.)				10	4	
Contemporary Business (A.S.)	14	20	18	8	8	
Contemporary Business Practice (A.A.S.)	1	3	2	1	1	
Continuing Education Percentage	2013-2014	2014-2015	2015-2016	2016-2017	2017-2018	
Accounting (A.S.)	60%	48%	33%			
Accounting Transfer Pathway (A.S.)				71%	67%	
Contemporary Business (A.S.)	48%	40%	62%	38%	35%	
Contemporary Business Practice (A.A.S.)	17%	43%	29%	25%	25%	